

Appendix 11 – Additional West Side Scenario – Sandalwood

A request was made to explore moving the northern boundaries of the existing wards 1 and 5 to Sandalwood Parkway. The following tables provide projected population variance figures for the proposed ward boundaries for this additional scenario for the west side of the city.

Table A: Preliminary Population Forecasts and Variance for Wards

Ward	2022*	Variance	2026	Variance	2030	Variance	2034	Variance
1	56,508	-19%	92,097	22%	97,487	18%	101,323	16%
2	54,507	-22%	34,687	-54%	36,964	-55%	38,092	-56%
3	53,421	-23%	61,416	-19%	70,943	-14%	78,296	-10%
4	66,930	-4%	66,504	-12%	70,194	-15%	71,562	-18%
5	66,332	-5%	97,809	29%	101,055	22%	103,031	18%
6	111,152	59%	79,237	5%	99,422	20%	114,434	31%

Table B: Preliminary Population Forecasts and Variance for Ward Pairings

Ward	2022*	Variance	2026	Variance	2030	Variance	2034	Variance
1 & 5	122,840	-12%	189,906	25%	198,542	20%	204,354	17%
2 & 6	165,660	19%	113,924	-25%	136,386	-18%	152,526	-12%
3 & 4	120,351	-14%	127,920	-16%	141,137	-15%	149,858	-14%

Source: Preliminary forecasts prepared for the Region of Peel by Hemson Consulting Ltd. (December 2023).

Note: These figures are for Total Population, which includes a factor to account for the Census undercoverage rate. Some figures may appear rounded to the next whole number.

* The population forecasts for 2022 are based on the current ward boundaries and are included for reference purposes only.

TOWN OF HALTON HILLS

TOWN OF CALEDON

CITY OF VAUGHAN

CITY OF TORONTO

CITY OF MISSISSAUGA

Additional Scenario - Sandalwood

111,152
79,237
99,422
114,434

6

54,507
34,687
36,964
38,092

2

66,332
97,809
101,055
103,031

5

56,508
92,097
97,487
101,323

1

66,930
66,504
70,194
71,562

4

53,421
61,416
70,943
78,296

3








8

7

9

10



-  Current Ward Boundaries
-  Ward 3
-  Ward 4
-  Ward 1
-  Ward 5
-  Ward 2
-  Ward 6

- Year 2022
- Year 2026
- Year 2030
- Year 2034

0 0.5 1 2 Kilometers

Date: 2024/09/23