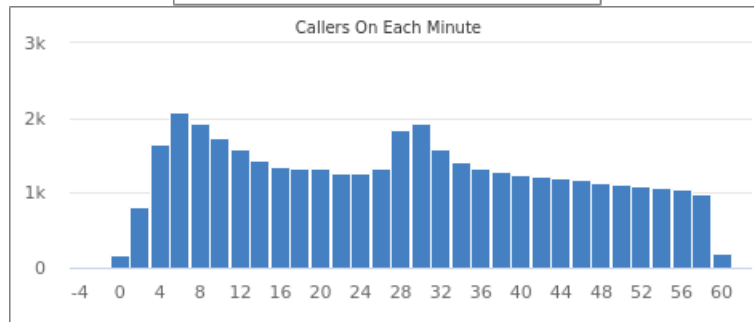
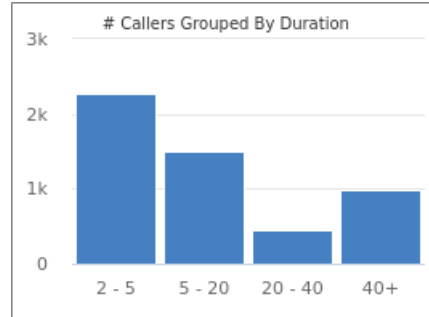





City of Brampton Website




7,616 Attendees						
Attendees	Peak Attendees	Entered Queue	Screened	Contributed	Went Live	Voicemails
7,570 (Outbound) 28 (Inbound) 11 Hosts 7 Screeners	2,369	150	117	0	19	21

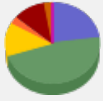
Minutes and Totals			
Access Live Length	Type	Total Minutes	Avg Minutes
60 minutes	Direct Connect	91,142 (2,292 Inbound)	17

Streaming Audio Minutes and Totals			
Total Streaming Audio Users	Total Streaming Audio Minutes	Avg Minutes	Total Streaming Audio Questions
102	2,782	27.27	32



Polls																													
Question	Time Asked	Responses																											
1/ Knowing it would cost an average of \$128 per year per household in extra property taxes, do you support the City adding windrow clearance to our snow removal services?	20:22		<table border="1"> <thead> <tr> <th>Answer</th> <th>Key</th> <th>Votes</th> <th>%</th> </tr> </thead> <tbody> <tr> <td>Yes</td> <td>1</td> <td>283</td> <td>33%</td> </tr> <tr> <td>No</td> <td>2</td> <td>365</td> <td>42%</td> </tr> <tr> <td>Not sure</td> <td>3</td> <td>215</td> <td>25%</td> </tr> <tr> <td colspan="2"><b>Total Votes:</b></td> <td><b>863</b></td> <td></td> </tr> </tbody> </table>	Answer	Key	Votes	%	Yes	1	283	33%	No	2	365	42%	Not sure	3	215	25%	<b>Total Votes:</b>		<b>863</b>							
Answer	Key	Votes	%																										
Yes	1	283	33%																										
No	2	365	42%																										
Not sure	3	215	25%																										
<b>Total Votes:</b>		<b>863</b>																											
2/ Knowing it would cost an average of \$31 per year, per household in extra property taxes, do you support the City expanding our sidewalk snow clearance services?	20:44		<table border="1"> <thead> <tr> <th>Answer</th> <th>Key</th> <th>Votes</th> <th>%</th> </tr> </thead> <tbody> <tr> <td>Yes</td> <td>1</td> <td>324</td> <td>39%</td> </tr> <tr> <td>No</td> <td>2</td> <td>368</td> <td>44%</td> </tr> <tr> <td>Maybe</td> <td>3</td> <td>139</td> <td>17%</td> </tr> <tr> <td colspan="2"><b>Total Votes:</b></td> <td><b>831</b></td> <td></td> </tr> </tbody> </table>	Answer	Key	Votes	%	Yes	1	324	39%	No	2	368	44%	Maybe	3	139	17%	<b>Total Votes:</b>		<b>831</b>							
Answer	Key	Votes	%																										
Yes	1	324	39%																										
No	2	368	44%																										
Maybe	3	139	17%																										
<b>Total Votes:</b>		<b>831</b>																											
3/ Are you satisfied with the current level of snow removal services?	20:54		<table border="1"> <thead> <tr> <th>Answer</th> <th>Key</th> <th>Votes</th> <th>%</th> </tr> </thead> <tbody> <tr> <td>Very satisfied</td> <td>1</td> <td>167</td> <td>18%</td> </tr> <tr> <td>Somewhat satisfied</td> <td>2</td> <td>405</td> <td>43%</td> </tr> <tr> <td>Somewhat dissatisfied</td> <td>3</td> <td>350</td> <td>38%</td> </tr> <tr> <td>Very dissatisfied</td> <td>4</td> <td>11</td> <td>1%</td> </tr> <tr> <td colspan="2"><b>Total Votes:</b></td> <td><b>933</b></td> <td></td> </tr> </tbody> </table>	Answer	Key	Votes	%	Very satisfied	1	167	18%	Somewhat satisfied	2	405	43%	Somewhat dissatisfied	3	350	38%	Very dissatisfied	4	11	1%	<b>Total Votes:</b>		<b>933</b>			
Answer	Key	Votes	%																										
Very satisfied	1	167	18%																										
Somewhat satisfied	2	405	43%																										
Somewhat dissatisfied	3	350	38%																										
Very dissatisfied	4	11	1%																										
<b>Total Votes:</b>		<b>933</b>																											

Broadcast Summary				
Graph	Code	Result	Count	Percent
	1002	Live Answer	24,595	23 %
	1009	Answering Machine	50,470	47 %
	1006	Busy	14,379	13 %



Code	Result	Count	Percent
1005	No Answer	3,141	3 %
1008	Fax	31	0 %
1003	Operator Intercept	11,730	11 %
1004	No Ring	2,905	3 %
1995	Outside of Curfew	1	0 %
<b>Total</b>		<b>107,252</b>	

### Broadcasts

Access Live Broadcast (id 651749) - Access Live: Brampton Strategic Communications Access Live 1/31 (ID 20557) (xx) (Direct Connect)

Status: Finished

Graph

Code	Result	Count	Percent
1002	Live Answer	24,578	23 %
1009	Answering Machine	50,453	47 %
1006	Busy	14,379	13 %
1005	No Answer	3,141	3 %
1008	Fax	31	0 %
1003	Operator Intercept	11,730	11 %
1004	No Ring	2,905	3 %
1995	Outside of Curfew	1	0 %



<b>Total</b>	<b>107,218</b>	<b>1</b>
--------------	----------------	----------

Access Live Broadcast (id 651748) - Access Live: Brampton Strategic Communications Access Live 1/31 (ID 20557) (xx) (Direct Connect)

Status: Finished

Graph

Code	Result	Count	Percent
1002	Live Answer	17	50 %
1009	Answering Machine	17	50 %



<b>Total</b>	<b>34</b>
--------------	-----------