

November 25, 2024

Clara Vani, Secretary Treasurer
Committee of Adjustment

City of Brampton
2 Wellington Street West
Brampton, ON L6Y 4R2

Via email: clara.vani@brampton.ca

Dear Clara Vani:

RE: Minor Variance Application
76 Redfinch Way, City of Brampton
Manicka & Komani Krishnakumar c/o MEM Engineering Inc.
Municipal File: A-2024-0421
MHBC File: PAR 50446

MacNaughton Hermsen Britton Clarkson Planning Limited (MHBC) are the planning consultants for TransCanada PipeLines Limited (TCPL). This letter is in response to a notification and request for comments for the minor variance application outlined above. We understand that the purpose of the variance is to permit a reduced interior side yard setback to facilitate a proposed exterior stairway for the lands identified as 76 Redfinch Way in the City of Brampton (the "Subject Lands"). TCPL has one (1) high-pressure natural gas pipeline contained within its easement ("TCPL Pipeline Right-of-Way") abutting the rear property line of the Subject Lands.

TCPL's pipelines and related facilities are subject to the jurisdiction of the Canada Energy Regulator (CER). As such, certain activities must comply with the Canadian Energy Regulator Act ("Act") and associated Regulations. The Act and the Regulations noted can be accessed from the CER's website at www.cer-rec.gc.ca.

TCPL has no concerns with the variance to Zoning By-law 270-2004 as the proposed exterior stairway meets TCPL's minimum setback requirements. However, as the construction area and the rear yard are within TCPL's Prescribed Area, we request the following regulatory requirements be forwarded to the applicant:

1. Written consent from TCPL must be obtained before any of the following:
 - a. Constructing or installing a facility across, on, along or under a TCPL pipeline right-of-way (easement). A facility may include, but is not limited to: driveways, roads, access ramps, trails, pathways, utilities, berms, fences/fence posts;
 - b. Conducting ground disturbance (excavation or digging) on TCPL's pipeline right-of-way or within 30 metres of the centreline of TCPL's pipeline (the "Prescribed Area");
 - c. Driving a vehicle, mobile equipment or machinery across a TCPL pipeline right-of-way outside the travelled portion of a highway or public road;
 - d. Using any explosives within 300 metres of TCPL's pipeline right-of-way; and

- e. Use of TCPL's Prescribed Area for storage purposes.

How to apply for written consent:

- Determine the location of your work relative to TCPL's facilities.
 - When planning, and before any of the work or activities, listed above, can begin, a request for written consent must be submitted to TCPL through our online application form
 - We no longer accept applications through email
 - Location of the work is required, along with the proximity to TCPL's right-of-way
 - This information can be obtained through survey plans, or through a locate request
 - Make a locate request either online (ClickBeforeYouDig.com) or by calling your local One-Call Centre.
 - The One-Call Centre will notify the Proponent of buried utilities in your area, who will send representatives to mark these facilities with flags, paint or other marks, helping you avoid damaging them. Often written consent for minor activities can be obtained directly from a regional TCPL representative through a locate request.
 - Apply for written consent using TCPL's [online application form](#) or call 1-877-872-5177.
 - Application assessment and consent. Once your information has been assessed and potential impacts have been evaluated, TCPL may:
 - Grant consent without any conditions
 - Grant consent that requires certain conditions to be met to assure safety, or
 - Not grant consent
2. No buildings or structures shall be installed anywhere on TCPL's right-of-way. Permanent buildings and structures are to be located a minimum of 7 metres from the edge of the right-of-way. Temporary or accessory buildings are to be located a minimum of 3 metres from the edge of the right-of-way.
3. A minimum setback of 7 metres from the nearest portion of a TCPL right-of-way shall also apply to any parking area or loading area, including any parking spaces, loading spaces, stacking spaces, bicycle parking spaces, and any associated drive aisle or driveway.

Enclosed is a copy of TC Energy's Living and Working Near Pipelines brochure for additional information on constructing near TCPL's pipelines. Additional information can be found on TC Energy's [website](#).

Thank you for the opportunity to provide comments. Kindly forward a copy of Notice of Decision to TCEnergy@mhbcplan.com. If you have any questions, please do not hesitate to contact our office.

Sincerely,

MHBC



Kaitlin Webber, MA
Planner | MHBC Planning

on behalf of TransCanada PipeLines Limited

Living and working near pipelines.

What you need to know - Natural gas

Please keep this brochure for future reference in case of an emergency.
To request additional copies for tenants, please contact us. See inside cover for details.



Why are you receiving this brochure?

This brochure contains important safety information for those who live and work near pipelines. This includes information about:

- What you can do to ensure safety around pipelines
- How to recognize a pipeline in your area
- Recognizing the signs of a pipeline leak
- What kind of activities are permitted on a pipeline right-of-way
- How TC Energy works to ensure the safety of pipelines

To help you understand the role you play in contributing to pipeline safety, we ask that you review the information provided. If you would like more information, have questions or to request additional copies of this brochure, please contact us at public_awareness@tcenergy.com or call 1-855-458-6715.

In the case of a pipeline emergency or to report suspicious activity along the right-of-way, please call 911 and local law enforcement, and then call TC Energy's emergency number at 1-888-982-7222. The emergency telephone number can also be found on the nearest pipeline marker, or on the back of this brochure.

TC Energy respects your privacy. To find out more about TC Energy's commitment to privacy and protecting your personal information, please see www.TCenergy.com/privacy.

The majority of TC Energy's pipelines are regulated by the Canada Energy Regulator in Canada, with some pipelines regulated provincially. This brochure is intended to provide safety information in compliance with regulatory requirements. For more information, visit www.cer-rec.gc.ca or www.tcenergy.com.

Purpose of pipelines and pipeline facilities

Pipelines are the safest and most efficient method to transport the energy that we need and use every day. Our pipelines and pipeline facilities are built using industry best practices, which include using the highest quality materials during construction and implementing a rigorous pipeline maintenance program. This includes the facilities required to safely operate the pipeline, like meter stations and compressor stations.

Meter stations measure the volume of natural gas transported through the pipeline, both at entry points (receipt station) and delivery points (sales station).

Compressor stations are necessary to maintain controlled and appropriate pressure levels along the length of the pipeline to ensure continuous and safe gas flow.

Prevent an incident, before it happens



Click or call before you dig—it's free

The best safety practices stop accidents before they happen. Just like you won't drill into a wall without knowing where the studs are, it makes sense to find out where the underground utilities are located. Unfortunately, digging without a locate is the leading cause of pipeline incidents.

Before conducting any excavation, either by hand or with machinery, contact your local One-Call Center at least 3 business days (5 in Ontario) in advance by visiting www.clickbeforeyoudig.com - Canada's source for provincial One-Call rules, regulations and contact information.

The One-Call Center will notify the facility owners in your area, who will send representatives to mark these facilities with flags, paint or other marks, helping you to avoid damaging them. Even with a locate, any excavation on a TC Energy right-of-way requires a TC Energy representative be present.

A notification to the One-Call Center is required by law in some areas, and not making a One-Call could result in fines or penalties. The service is free and could prevent accidents, injuries or deaths.

Learn more about the One-Call requirements in your province by visiting www.clickbeforeyoudig.com.

Know what utility markings mean

When you request a locate, coloured flags and/or paint are used to mark the location and type of underground utility.

Proposed excavation

Temporary survey markings

Electric power lines, cables, conduit and lighting cables

Gas, oil, steam, petroleum or gaseous materials

Communication, alarm or signal lines, cables or conduit

Potable water

Reclaimed water, irrigation and slurry lines

Sewers and drain lines

Recognizing a pipeline in your area

The general location of pipelines can be determined by two characteristics: a pipeline right-of-way (ROW) and pipeline markers.

Right-of-way

- A ROW can usually be recognized as a cleared strip of land in a linear or fairly straight line, cleared of structures and trees.
- The ROW contains the pipeline and the prescribed area that extends 30 metres on either side of the pipeline where certain activities require written consent from the pipeline operator to ensure the continued safety and integrity of the pipeline.
- The ROW must be kept clear of fences, buildings, trees or any other type of structure. The impact of a fence post, weight of a shed or the roots of a tree can cause either immediate or long-term damage to the pipeline.
- Structures or development could also impede access to the area for any required maintenance or emergency situations, resulting in safety risks and possible costly impacts to structures on the ROW.
- **The existence of the prescribed area does not necessarily mean development of the land cannot occur within the prescribed area, so contact TC Energy early to discuss your plans.**



Pipeline markers

- Found within line-of-sight on a ROW and at locations where the pipeline crosses streets, highways, waterways and railways.
- Markers only show the approximate location of the pipeline, and the depth of the line may vary. **You CANNOT use pipeline markers as a determination of where or where not to dig.**
- Pipeline markers display the pipeline operator, emergency number and the product transported in the pipeline.
- It is against the law to willfully deface, damage, remove or destroy any pipeline sign.
- Only a TC Energy representative can determine the location and depth of the pipeline. Pipelines may not follow a straight course between marker signs.



Warning sign



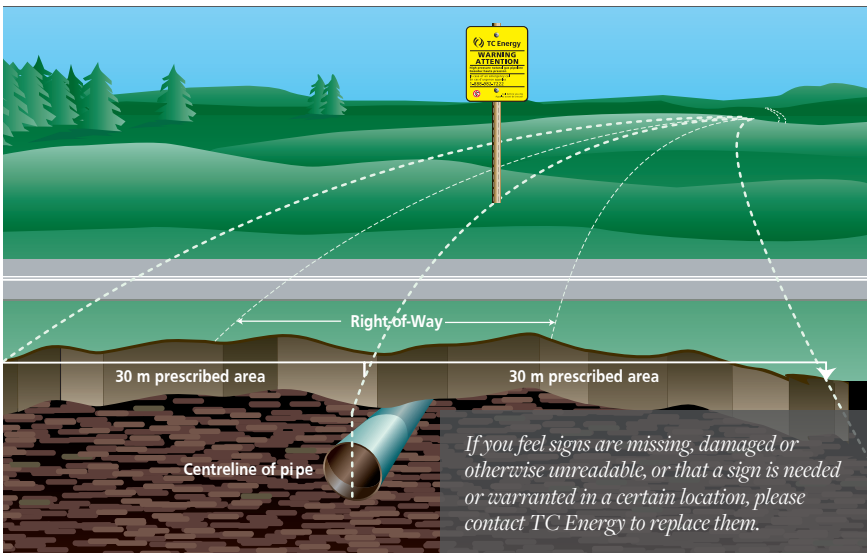
Line marker



Vent marker



Aerial marker



Recognizing a gas pipeline leak

Although a pipeline leak is rare, it is important to know how to recognize the signs. Use your senses of sight, smell and hearing to detect a potential pipeline leak.



You might see:

- Dead or dying vegetation on/near the right-of-way in an area that is usually green.
- Bubbles in a body of water.
- Dirt being blown into the air.
- Ground frosting in summer.
- Possible fire or flames above the ground, if the leak has been ignited.



You might smell:

- An odour similar to fuel, oil or propane.
- No odour. Natural gas transmission lines are not usually odourized, though smaller gas distribution lines often have an additive to give it a sulphur or “rotten egg” smell.



You might hear:

- A roaring, hissing or whistling noise.

Possible hazards of a gas pipeline leak or rupture

- Dizziness or suffocation if a leak occurs in a confined space or high concentration
- Ignition/fire if a spark or other ignition source is present
- Potential explosion if the natural gas is mixed with air
- Projectiles from site of leak or rupture propelled by the force of escaping gas

Responding to a leak or pipeline strike

A “strike” is any contact with a pipeline and can include mechanical equipment like a backhoe, or hand tools such as a shovel.

Any contact with a pipeline can affect the pipeline’s integrity or the protective corrosion coating, so it’s important to follow these steps so that a TC Energy representative can inspect the pipeline and its coating for any damage.



If you strike a pipeline or witness any of the typical signs of a leak, or any other unusual sights, sounds or smells near a pipeline location, it is important that you follow these steps:

1. Stop all excavation and construction. Shut off all machinery if safe to do so and move away from the area on foot – warn others to do the same.
2. Do not attempt to repair the pipe or operate any valves.
3. Call '911' as soon as you are in a safe location. Describe the situation and inform the operator of any injuries, leaking product or fire.
4. Call TC Energy’s emergency number at **1-888-982-7222** and explain the incident. This number is available on all pipeline marker signs.
5. Do not continue your project until authorized by a TC Energy representative.

If you cause or witness even minor damage to a pipeline or it’s coating, please notify TC Energy immediately. A gouge, scrape, dent or crease requires an inspection and possible repairs for the long-term safety of all parties and the surrounding area.

Do not cover a pipeline that has been disturbed, as it will make it more difficult to find the damaged area.

Consequences of unsafe digging

Unsafe excavations can have potential consequences for those individuals conducting the work, and negatively impact the greater community.



Risk of serious injuries and death.



Interrupted services such as electricity, gas and water.



Fines and repair costs to fix the underground utility line(s).

What if I need to use the right-of-way?

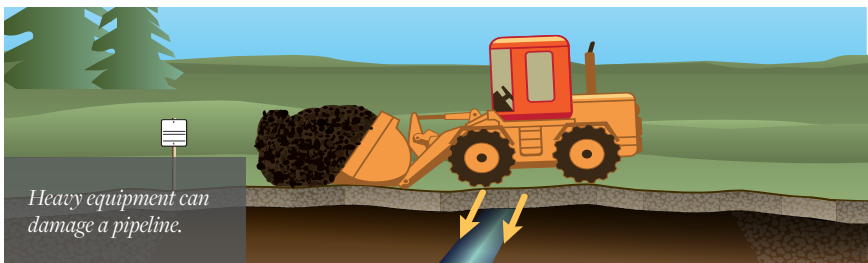
Depending on your plans or activity, it can still be possible for you to work on or use the ROW. Some activities are permitted under normal farming practices, while crossings and encroachments require approval and oversight from TC Energy.

A crossing or encroachment is a temporary or permanent structure across, on, along or under a facility or pipeline right-of-way. A crossing can also mean equipment or machinery crossing over the pipeline right-of-way or facility site. Both need an agreement so that the pipeline operator can understand the scope of work, the risk and what measures need to be taken to mitigate those risks.

You can learn more about permitted activities and crossing agreements at www.tcenergy.com/sustainability/safety/safe-digging. Often written consent for minor activities can be obtained directly from a regional TC Energy representative through a locate request.

We're here to help. If you think your activity might require a crossing agreement with TC Energy, you can use our online application form at writtenconsent.tcenergy.com or contact us by phone at **1-877-872-5177** or email at crossings@tcenergy.com. To better serve you and speed up your request, please provide the following information:

- Proposed activity – what are you planning to do?
- Location of proposed work (GPS coordinates are preferred)
- Make and model of any equipment that will cross/encroach the pipeline facilities
- Proposed activity date
- Axle load (weight)
- Your name and phone number
- Email address



What does TC Energy do to ensure pipeline safety?

TC Energy conducts a rigorous pipeline maintenance program to ensure the integrity and safety of our systems. This includes but is not limited to:

- 24/7 Monitoring of our facilities
- In-line inspections of pipelines that can identify the smallest of issues or defects for repair
- Regular patrols of the right-of-way
- Multiple shut-down valves to isolate and limit potential releases
- Cathodic protection to prevent corrosion
- Hydrostatic testing
- Investigative digs
- Ground surveys

In addition to this, TC Energy invests millions every year in research and development to improve and enhance the safety of our pipelines, from smart drone patrolling, fiber optic monitoring, greenhouse gas reduction and environmental sustainability. TC Energy's employees are trained to meet or exceed all regulated training in Canada.

In the interests of public safety, some segments along TC Energy's pipelines have been designated as High Consequence Areas (HCAs) where extra precautions are taken, known as Integrity Management Programs (IMPs). For information regarding these measures, contact TC Energy at public_awareness@tcenergy.com.



Pipeline Inspection Gauges, or “PIGs” travel through the pipeline to collect information that can then be analyzed to spot imperfections, corrosion, dents or other signs that maintenance may be needed.

TC Energy's response to a pipeline incident

A pipeline incident could involve an uncontrolled or unplanned release of natural gas or oil from the pipeline system. TC Energy's state-of-the-art leak detection systems, elevated safety features and specially trained staff ensure that leaks will be quickly identified and addressed.

In the unlikely event an incident should occur, TC Energy's top priorities are to ensure the safety of the public and emergency responders, and to minimize effects on the environment and surrounding properties. TC Energy will immediately respond by:

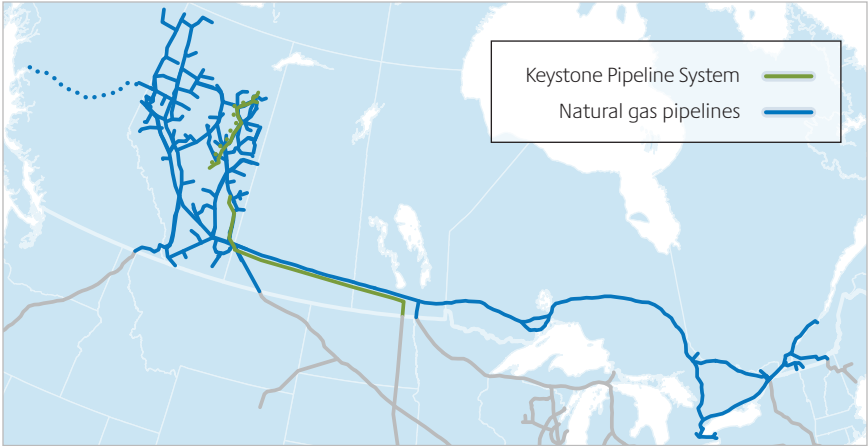
- Shutting down the affected pipeline if necessary
- Isolating the impacted section of the pipeline through either automatic valve shutoff or manual valve operation
- Dispatching emergency personnel to the location of the incident

Trained crews that are dispatched to the site will coordinate a response with local emergency services. TC Energy will not restart the pipeline until the issue has been addressed and it is safe to do so, with the approval of industry regulators.

TC Energy's policies and practices for emergency response planning go above and beyond the standard regulatory requirements for emergency response.



Emergency responders and TC Energy staff work together at an emergency exercise to ensure all are prepared in the rare event of an emergency.



Important contact information

Emergency 1-888-982-7222

Canadian One-Call centres

British Columbia 1-800-474-6886
 Alberta 1-800-242-3447
 Saskatchewan 1-866-828-4888
 Manitoba 1-800-940-3447
 Ontario 1-800-400-2255
 Quebec 1-800-663-9228
www.clickbeforeyoudig.com

Mobile phone apps

Saskatchewan Sask1st Call
 Quebec Info-Excavation

General inquiries

Phone 1-855-458-6715
 Email public_awareness@tcenergy.com

Applying for written consent

Online writtenconsent.tcenergy.com
 Phone 1-877-872-5177

Crossings inquiries

Email crossings@tcenergy.com
 Quebec Email quebec_crossings@tcenergy.com