

BUILDING CONTEXT:
Gender-Based Violence in Peel

Rebecca Pacheco

PCAWA Coordinator

Development & Education Manager, Embrace: Agency to End Violence



PCAWA

PEEL COMMITTEE AGAINST WOMEN ABUSE



WHAT IS PCAWA?

- Established in 1984
- A cross sectoral community collaborative made up of member organizations and community members in the Peel Region that have a commitment to working together to end gender-based violence
- Embrace: Agency to End Violence is the Lead Agency
- We focus on the issue of GBV and how to create a more collaborative, effective response to GBV in Peel
- PCAWA works through an integrated feminist, anti-racism, anti-oppression (IF-ARAO) framework



VISION & MISSION

Our Vision: To eliminate gender-based violence in the Region of Peel

Our Mission: To facilitate and advocate for a coordinated and effective community response to gender-based violence in the Region of Peel

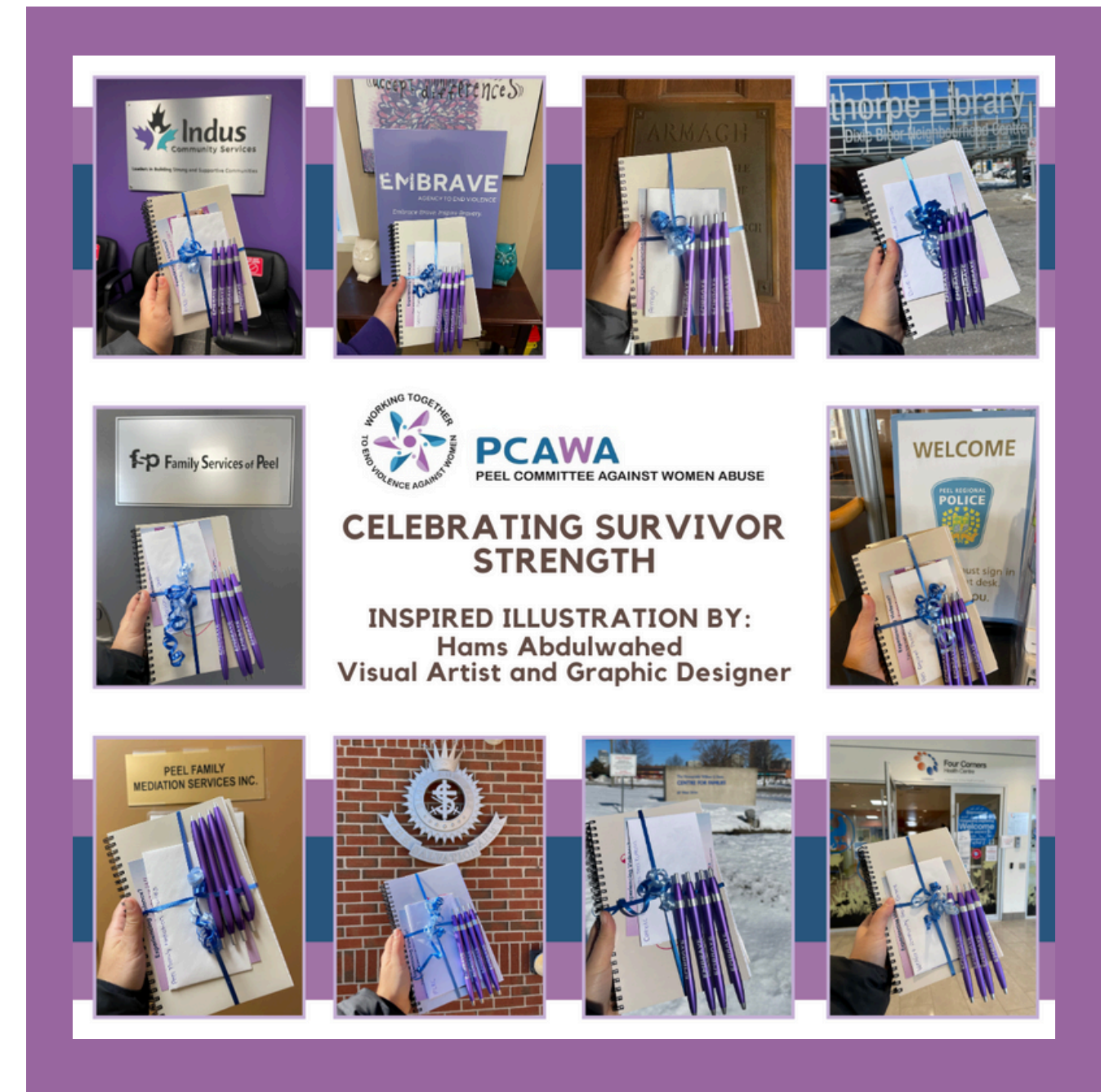
PCAWA in Peel & Ontario

- PCAWA is the official Violence Against Women community collaborative committee in the Region of Peel
- PCAWA is to represent the cities and its residents in Caledon, Brampton and Mississauga
- PCAWA is one of 48 Violence Against Women Community Coordinating Committees (VAW3Cs) across Ontario funded by the Ministry Children, Community and Social Services (MCCSS)
- PCAWA participates in the provincial collaborative of Building a Bigger Wave



MCCSS Expectations

- Strengthen partnerships and community linkages (networking, enhanced collaboration, information sharing among local service systems to improve accessibility and quality of services)
- Carry out prevention, education and training to help raise awareness of the issue of GBV, the resources/services available in the community, and enhancing the service system knowledge base
- Identify and develop plans to reduce service gaps



PCAWA Advisory Committee

Co Chairs:

Andrine Johnson, CEO, Embrave:
Agency to End Violence

PCAWA Coordinator

Systems Integration Working Group

- Enhanced GBV Protocol
- Safety Planning Guide
- Resource Guide
- System Navigation and Coordination

Special Events Planning Committee

- Take Back the Night
- December 6th Vigil
- International Women's Day
- Membership and community engagement

Resource Development and Public Education

Peel Regional Snapshot 2023



OUR COMMUNITY IMPACT

Founded in 1984, PCAWA is a cross-sectoral community collaborative of 27 community members and organizations in Peel that have a shared goal of ending gender-based violence.

2023 POPULATION



1.5 Million
(Region of Peel, 2023)

PEEL 2023 LIVING WAGE

\$25.05
(Region of Peel, 2023)

\$16.55
(Ontario Gov., 2023)

HEALTHCARE

165
rape kits delivered to survivors
(Chantal's Place, 2023)

POLICING & JUSTICE

10,142
incidents reported of intimate partner violence
(Peel Regional Police & Caledon OPP, 2023)

SHELTERS & HOUSING

91,000
households are in need of some form of housing assistance
(Region of Peel, 2023)

28,000
households waiting for subsidized housing in Peel
(Region of Peel, 2023)

SURVIVOR SUPPORTS

13,933
survivors accessing community support services

3,132
crisis calls and self-referrals for support from survivors

2,075
referrals made for survivors

7 femicides took place in Peel Region in 2023

Peel's emergency shelter system is operating above **270% OCCUPANCY**
(Region of Peel, 2023)

30% INCREASE in 2023 of calls from Peel residents looking to access the Peel shelter system compared to 2022
(Region of Peel, 2023)

POVERTY & SOCIAL ASSISTANCE

8.6% (123,660) of Peel's population live in poverty
(Region of Peel)

25,000 people in Peel receive Ontario Works benefits
(Region of Peel, 2024)

\$733 is the maximum monthly payment for a single person on Ontario Works
(Region of Peel, 2024)

Ontario Works benefits provide less than **30% OF PEEL'S LIVING WAGE**
(Region of Peel, 2024)

FOOD INSECURITY

19.8% of Peel residents were marginally, moderately, or severely food insecure
(Statistics Canada, 2021)

35,538 food bank users
(Food Banks Mississauga, 2023)

PUBLIC EDUCATION

380+ HOURS of GBV public education training
(PCAWA Members, 2023)

11 GBV protocol trainings delivered

153 community members trained on the GBV Protocol
(PCAWA, 2023)

HOW YOU CAN BECOME A GBV ALLY!



YOU can be part of PCAWA's commitment to a comprehensive and effective response to gender-based violence (GBV) in the Region of Peel by being a GBV Ally.

YOU have a role in ending gender-based violence!

1 REFLECT

Being a GBV ally starts with critical self-reflection and learning about the impacts of patriarchal systems.

It is important to unlearn harmful internalized biases and attitudes that reinforce gender stereotypes and normalize gender-based violence.



Amazing resources are available that you can review and reflect on!

2 TAKE ACTION

If you come across content, like images or comments, on social media platforms that are harmful or hateful towards girls, women and gender-diverse folks flag the content as inappropriate.

Flag harmful content on social media when you see it!

Don't just scroll by harmful content!

Allyship means taking an active step towards getting it removed!



3 ADVOCATE

Advocacy efforts are critical in challenging the dominant beliefs, values, and social norms that perpetuate gender-based violence and harmful gender power dynamics. There are many ways to engage in meaningful advocacy!



4 DONATE

PCAWA consists of many incredible member organizations that you can support in many ways. Visit www.pcawa.net for a full list of our incredible members!



There are many different ways to volunteer your time. A good place to start is reaching out to an organization and inquiring about their opportunities.

Making a financial donation is a good way to ensure the sustainability of support service organizations. Donations fund the important work GBV organizations do to support survivors.

There are many different products and supplies organizations are often in need of. Asking about "Wish Lists" or desired items is a great idea!

UNDERSTANDING FEMICIDE



1 WHAT DOES IT MEAN?

Femicide is described as the intentional killing of women, girls, and other gender-diverse individuals, primarily by men. The gendered nature of the murder indicates that it is a femicide. It recognizes the impacts of systemic gendered power dynamics as a factor in the cause and motivation of the murder.

2 THE FACTS: 2021 - 2022 FEMICIDES IN ONTARIO

- VICTIM AND PERPETRATOR RELATIONSHIP**
36.5% of femicides are perpetrated by current or former intimate partners and 21.2% are perpetrated by a male family member.
- AVERAGE AGE OF FEMICIDE VICTIMS**
Femicide victims were most commonly between the ages of 18 and 35 (34.6%) and 36 and 54 (32.7%).
- LOCATION OF FEMICIDE**
Femicide victims continue to be most commonly killed inside (67.3%) or outside (9.6%) of a residence, which could belong to the victim, the perpetrator or both.

*Stats from OAIH's 52 More Than A Number Report

3 FACT VS. MYTH

MYTH: A femicide only occurs when the perpetrator and victim are in an intimate partner relationship.

FACT:

A femicide is ANY intentional killing of women, girls, and other gender-diverse folks based on gender, regardless of the relationship between the victim and perpetrator.

This includes being in an intimate relationship or familial relationship with the perpetrator.

It also includes knowing the perpetrator (e.g. friend, neighbour, acquaintance) and not knowing the perpetrator at all (i.e. a stranger).

4 WE COUNT FEMICIDE BECAUSE...

FEMICIDES ARE INTERSECTIONAL

Indigenous, Black and 2SLGBTQ+ women, girls and gender-diverse individuals and women with disabilities are at increased risk and experience disproportionate levels of gender-based violence.

FEMICIDES ARE PREVENTABLE

There are often warning signs present to support early intervention and risk reduction.

FEMICIDES ARE INCREASING

52 femicides took place in Ontario in 2021 - 2022. Every 48 hours a woman or girl is killed in Canada.

About PCAWA

Founded in 1984, PCAWA is a cross-sectoral community collaborative of 29 community members and organizations in Peel that have a shared goal of ending gender-based violence. For more information about PCAWA visit www.pcawa.net



Understanding Gender-Based Violence

Violence rooted in gendered power dynamics.

Recognizes a power imbalance between the perpetrator and the person experiencing violence, and that power imbalance is based in gender dynamics.

Disproportionately experienced by women, girls, non-binary, gender-diverse, trans and Two-Spirit people.

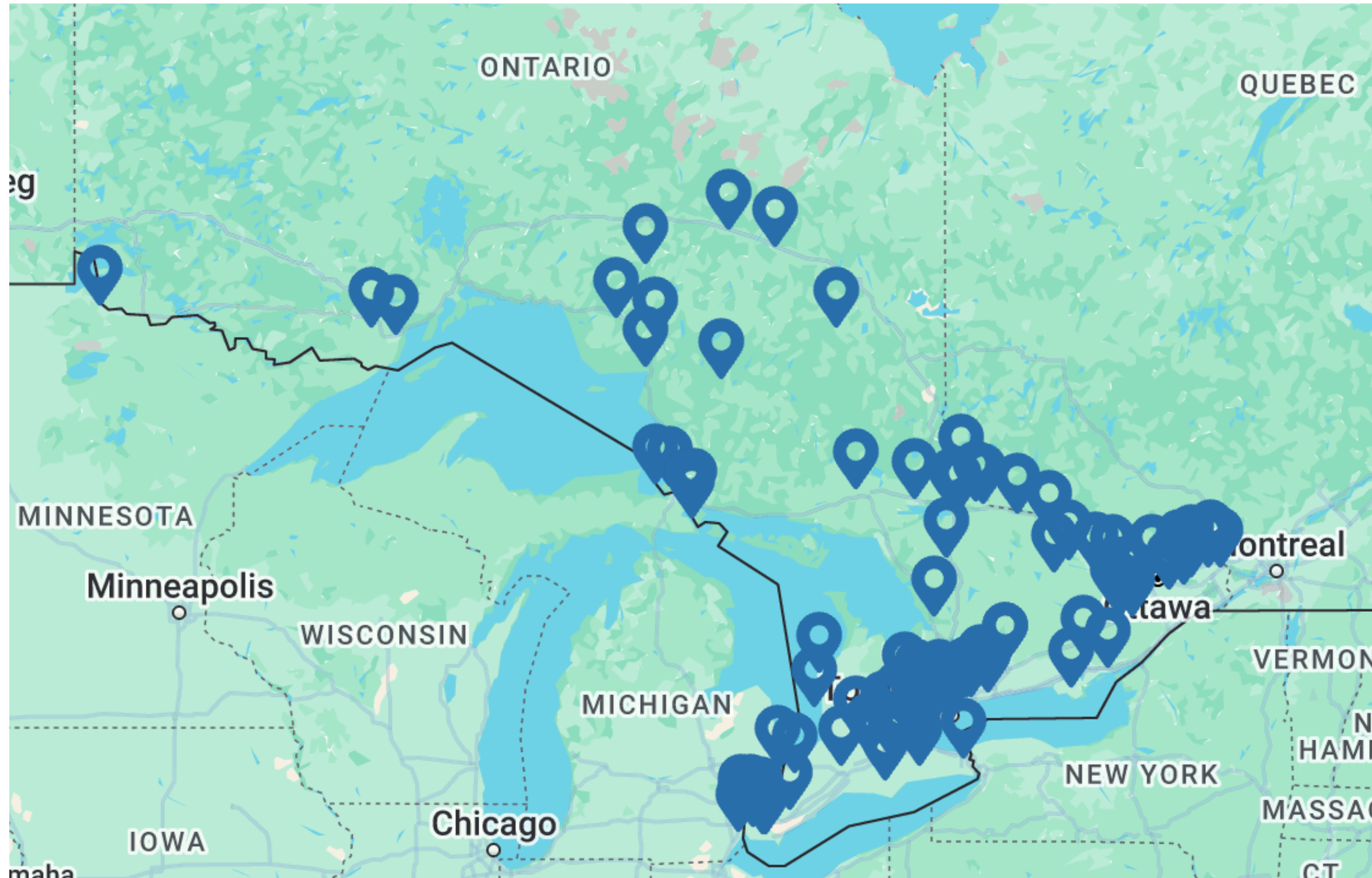
Understanding Gender-Based Violence

- Physical
- Psychological or emotional
- Sexual
- Financial
- Coercion
- Spiritual
- Stalking/harassment
- Technology-Facilitated
- Systemic
- Human Trafficking
- Femicide

BUILDING CONTEXT:

Gender-Based Violence in Peel

Gender-Based Violence and Intimate-Partner Violence is an Epidemic in the Region of Peel.



**BUILDING A
BIGGER WAVE**

Provincial Network for VAW
Coordinating Committees

95 Municipalities have declared gender-based violence and/or intimate partner violence an epidemic in Ontario

Peel Regional Snapshot 2023



OUR COMMUNITY IMPACT

Founded in 1984, PCAWA is a cross-sectoral community collaborative of 27 community members and organizations in Peel that have a shared goal of ending gender-based violence.

2023 POPULATION



1.5 Million
(Region of Peel, 2023)

PEEL 2023 LIVING WAGE

\$25.05

(Region of Peel, 2023)

2023 MINIMUM WAGE

\$16.55

(Ontario Gov., 2023)

HEALTHCARE

165

rape kits delivered to survivors
(Chantel's Place, 2023)

POLICING & JUSTICE

10,142

incidents reported of intimate partner violence
(Peel Regional Police & Caledon OPP, 2023)

SURVIVOR SUPPORTS

13,933

survivors accessing community support services

3,132

crisis calls and self-referrals for support from survivors

2,075

referrals made for survivors

7 femicides took place in Peel Region in 2023

SHELTERS & HOUSING

91,000

households are in need of some form of housing assistance
(Region of Peel, 2023)

28,000

households waiting for subsidized housing in Peel
(Region of Peel, 2023)

Peel's emergency shelter system is operating above

270% OCCUPANCY
(Region of Peel, 2023)

30% INCREASE

in 2023 of calls from Peel residents looking to access the Peel shelter system compared to 2022
(Region of Peel, 2023)

POVERTY & SOCIAL ASSISTANCE

8.6% (123,660)

of Peel's population live in poverty
(Region of Peel)

\$733

is the maximum monthly payment for a single person on Ontario Works
(Region of Peel, 2024)

25,000

people in Peel receive Ontario Works benefits
(Region of Peel, 2024)

Ontario Works benefits provide less than **30% OF PEEL'S LIVING WAGE**
(Region of Peel, 2024)

FOOD INSECURITY

19.8%

of Peel residents were marginally, moderately, or severely food insecure
(Statistics Canada, 2021)

35,538 food bank users
(Food Banks Mississauga, 2023)

PUBLIC EDUCATION

380+ HOURS of GBV public education training
(PCAWA Members, 2023)

11 GBV protocol trainings delivered

153 community members trained on the GBV Protocol
(PCAWA, 2023)

2023 Peel Regional Snapshot

An annual resource that PCAWA will produce to share data and trends related to gender-based violence in the Region of Peel

SURVIVOR SUPPORTS

 **13,933**

survivors accessing community support services

 **3,132**

crisis calls and self-referrals for support from survivors

 **2,075**

referrals made for survivors

HEALTHCARE

165

rape kits delivered to survivors

(Chantel's Place, 2023)

7 femicides took place in Peel Region in 2023

2 Femicides in Peel Region in 2024

POLICING & JUSTICE

10,142

incidents reported of intimate partner violence

(Peel Regional Police & Caledon OPP, 2023)

In 2023, Peel Regional Police responded to over 16,000 incidents of family and intimate partner violence.

Gender-Based Violence: The Stats

More than 4 in 10 women have experienced some form of intimate partner violence (IPV) in their lifetimes. In 2018, 44% of women reported experiencing some form of psychological, physical, or sexual violence by an intimate partner in their lifetimes. (Stats Can, 2021)

60% of trans women in Canada experienced IPV since the age of 16 (Trans Pulse, 2021)

Women with minority sexualities are at least 2 times more likely than heterosexual women to experience IPV (Jaffray, 2021)

Indigenous women and girls are 12 times more likely to be murdered or missing than any other women in Canada, and 16 times more likely than white women (National Inquiry into Missing and Murdered Indigenous Women and Girls, 2019).

Rates of IPV experienced by rural women are 75% higher than those for Urban Women (Stats Can, 2019)

Women living with a disability are significantly more likely than women without disabilities to be sexually assaulted since the age of 15 (39% versus 24% respectively) (Stats Can, 2020)

Racism

Sanism

Ableism

Religious
Discrimination

Classism

BUILDING CONTEXT:
**Gender-Based Violence
in Peel**

Ageism

Homophobia

Transphobia

Colonialism

Stigma and
Criminalization
of Substance
Use, Sex Work &
HIV Status

WE COUNT FEMICIDE BECAUSE...




OAITH includes a gender-based killing of a woman, child, trans woman, 2-Spirited Person, or gender non-conforming individual where a man has been charged in relation to the death(s) or has otherwise been deemed responsible (murder-suicide).

Over the last 5 years in Canada, a woman or girl was killed every 48 hours in an act of violence.

As of November 25, 2024, there have been 62 femicides in Ontario.

In 2024 there were 2 femicides in Peel, in 2023, there were 7 femicides connected to Peel and in 2022, there was 4 femicides in Peel.

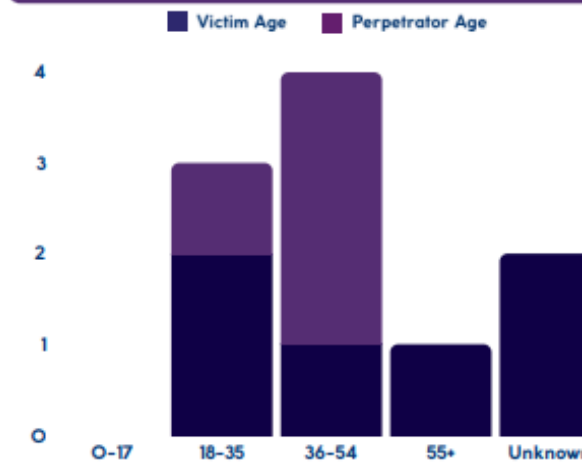


Quick Facts

- OAITH's femicide definition includes a gender-based killing of a woman, child, trans woman, 2-Spirited Person, or gender non-conforming individual where a man has been charged in relation to the death

OAITH Femicide Data- Femicide Type (Year to Date)					
Intimate Partner	Family	Known	Relationship Not Reported	No Prior Relationship	Total
18	16	15	10	0	59

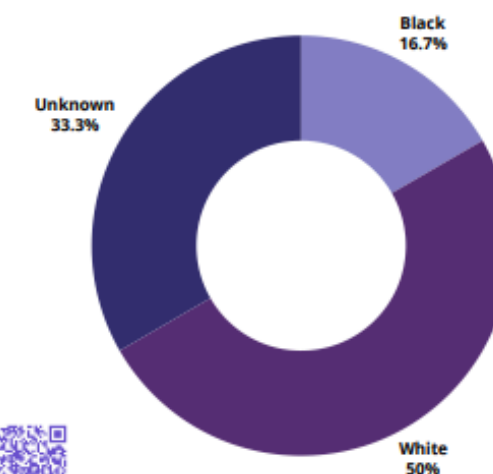
Victim & Perpetrator Age Comparison



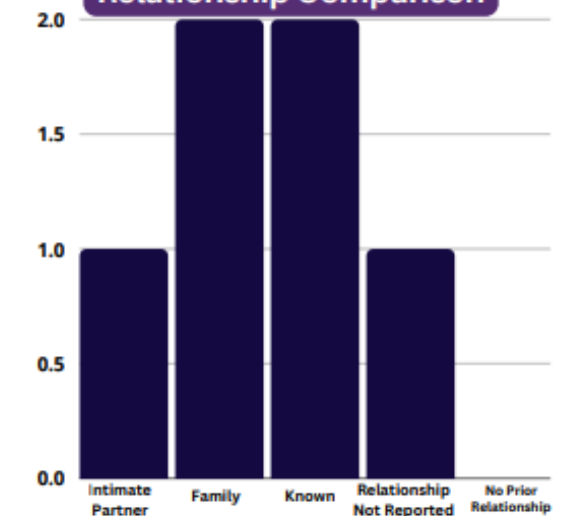
Cause of Death



Victim Race



Victim & Perpetrator Relationship Comparison



SHELTERS & HOUSING

91,000

households are in need of some form of housing assistance

(Region of Peel, 2023)

28,000

households waiting for subsidized housing in Peel

(Region of Peel, 2023)

Peel's emergency shelter system is operating above

270% OCCUPANCY

(Region of Peel, 2023)

30% INCREASE

in 2023 of calls from Peel residents looking to access the Peel shelter system compared to 2022

(Region of Peel, 2023)

Approximately 1000 women, girls and gender-diverse individuals are unable to access VAW shelters due to limited space and eligibility requirements (YWCA Canada).

1 in 5 survivors of GBV return to unsafe living conditions when they can't find secure housing of their own (YWCA, Canada)

One in four women-led single-parent households are living in unaffordable, temporary or inadequate housing (YWCA Canada).

90% of families in Canadian emergency shelters are headed by single women (YWCA Canada).

EMBRAVE

AGENCY TO END VIOLENCE

In 2024, Embrave had to turn away 342 survivors because we didn't have capacity in our shelters.

That number doesn't include their children.

The shelter system isn't meeting our community's need.

We supported 83 clients from Brampton in our Community Support and Outreach program.

**Embrave wants to open a shelter
in Brampton!**

POVERTY & SOCIAL ASSISTANCE

8.6% (123,660)

of Peel's population live in poverty
(Region of Peel)

25,000

people in Peel receive Ontario Works
benefits
(Region of Peel, 2024)

\$733

is the maximum monthly payment for a single
person on Ontario Works
(Region of Peel, 2024)

Ontario Works benefits provide less than

30% OF PEEL'S LIVING WAGE

(Region of Peel, 2024)

**25,000 people living in
Peel receive Ontario
Works support**

**\$733 is the maximum
monthly payment for a
single person on Ontario
Works**

**Ontario Works benefits
provides less than 20%
of Peel's 2024 Living
Wage.**

**2023 Living Wage
\$25.05**

**2024 Living Wage
is now \$26.00**

(Minimum wage in Ontario
is \$17.20)

FOOD INSECURITY



14% of households in Peel experience food insecurity
(Peel Food Charter, 2017)

Mississauga has the fastest growing food bank usage in Ontario with 1 in 13 residents having visited one between June 2023 and May 2024

27% of Mississauga Food Bank users experience 'very low food security'

1 in 3 food bank visitors receive income support through ODSP or OW

Food insecurity has been deemed an emergency in the City of Mississauga!

11.4% increase in food prices over the last year in Canada (Stats Can).

**From 2021 - 2022, the prevalence of household food insecurity in the ten provinces rose from 15.9% to 17.8%.
(Li, Fafard, St-Germain & Tarasuk, 2022)**

**From 2021 - 2022, 41% of woman lone-parent led households were food secure.
(Li, Fafard, St-Germain & Tarasuk, 2022)**

Thank you!



PCAWA
PEEL COMMITTEE AGAINST WOMEN ABUSE

