

PART TWO - HERITAGE PERMIT APPLICATION:

HERITAGE PERMIT APPLICATION FORM

In accordance with the Ontario Heritage Act a heritage permit must be issued by City Council for all proposals to erect, remove or alter the exterior of buildings, structures or other features described as heritage attributes within the scope of a heritage designation by-law.

City staff and the Brampton Heritage Board review all applications and then submit them to City Council for approval.

City Council has the authority under the Ontario Heritage Act to approve any heritage application either with or without conditions or to refuse the permit application entirely.

Please provide the following information (type or print)

A. REGISTERED OWNER

NAME OF REGISTERED OWNER(S) Kooiman Enterprises Inc. / Elizabeth Ostrander

TELEPHONE NO. HOME [REDACTED] BUSINESS: () FAX: ()

E-MAIL ADDRESS: [REDACTED]

MAILING ADDRESS: [REDACTED], ON L0P1B0

B. AGENT

(Note: Full name & address of agent acting on behalf of applicant; e.g. architect, consultant, contractor, etc)

NAME OF AGENT(S) _____

TELEPHONE NO. HOME () BUSINESS: () FAX: ()

E-MAIL ADDRESS: _____

MAILING ADDRESS: _____

Note: Unless otherwise requested, all communications will be sent to the registered owner of the property.

C. LOCATION / LEGAL DESCRIPTION OF SUBJECT PROPERTY

LOTS(S) / BLOCK(S) Part Lot 118
CONCESSION NO. 1 REGISTERED PLAN NO. BR-24
PART(S) NO.(S) 2 REFERENCE PLAN NO. PR 1353878
ROLL NUMBER: 10010002169000000
PIN (PROPERTY IDENTIFICATION NO.) 14128-0401

D. OVERALL PROJECT DESCRIPTION / SUMMARY OF PROPOSAL

3 original wood windows to be replaced with new windows with wood frames
- two on main floor, one on upper level.
- double hung, sash windows

One vinyl window to be replaced with vinyl window

Existing steel door to be painted white and small transom window insert put in. Removal of steel storm door.

Original basement window (1) to be replaced with traditional sash with wood frame

E. DESCRIPTION OF WORKS

(Please briefly describe the proposed works as they fit within one or more of the categories below; note the specific features that would be affected. Use separate sheets as required; attach appropriate supporting documentation; point form is acceptable):

Rehabilitation and/or Preventative Conservation Measures (e.g. repointing masonry; note which heritage attributes and features would be impacted and where, materials to be used, specifications and techniques):

Major Alterations, Additions and/or New Construction (note which attributes to be impacted, location of work, materials to be used, specifications and techniques):

Restoration (i.e. replicating or revealing lost elements and features; note which attributes to be impacted and where, materials to be used, specifications and techniques):

F. SCOPE OF WORK IMPACTING HERITAGE PROPERTY

(Check all that apply)

NEW CONSTRUCTION IS PROPOSED

DEMOLISH

ALTER

EXPAND

RELOCATE

G. SITE STATISTICS (For addition and construction of new structures)

LOT DIMENSIONS FRONTAGE _____ DEPTH _____

LOT AREA _____ m²

EXISTING BUILDING COVERAGE _____ %

BUILDING HEIGHT EXISTING _____ m

 PROPOSED _____ m

BUILDING WIDTH EXISTING _____ m

 PROPOSED _____ m

ZONING DESIGNATION _____

OTHER APPROVALS REQUIRED: (Check off only if required)

MINOR VARIANCE (COA) _____

SITE PLAN APPROVAL _____

BUILDING PERMIT _____

CONSERVATION AUTHORITY _____

SIGN BYLAW APPROVAL _____

(Note: IF YES, other approvals should be scheduled after the Heritage Permit has been approved by City Council)

H. CHECKLIST OF REQUIRED INFORMATION SUBMITTED

(Check all that apply)

- REGISTERED SURVEY
- SITE PLAN (showing all buildings and vegetation on the property)
- EXISTING PLANS & ELEVATIONS - AS BUILT
- PROPOSED PLANS & ELEVATIONS
- PHOTOGRAPHS
- MATERIAL SAMPLES, BROCHURES, ETC
- CONSTRUCTION SPECIFICATION DETAILS


I. AUTHORIZATION / DECLARATION

I HEREBY DECLARE THAT THE STATEMENTS MADE HEREIN ARE, TO THE BEST OF MY BELIEF AND KNOWLEDGE, A TRUE AND COMPLETE PRESENTATION OF THE PROPOSED APPLICATION.

I UNDERSTAND THAT THIS HERITAGE PERMIT DOES NOT CONSTITUTE A BUILDING PERMIT PURSUANT TO THE ONTARIO BUILDING CODE.

I ALSO HEREBY AGREE TO ALLOW THE APPROPRIATE STAFF OF THE CITY OF BRAMPTON TO ENTER THE SUBJECT PROPERTY IN ORDER TO FULLY ASSESS THE SCOPE AND MERITS OF THE APPLICATION.

(Property entry, if required, will be organized with the applicant or agent prior to entry)


Signature of Applicant or Authorized Agent

Apr. 26/21
Date of Submission

Heritage Permit applications are submitted to the Planning, Design and Development Department, 3rd Floor Counter, Brampton City Hall,

The personal information on this form is collected under the authority of the *Ontario Heritage Act*, RSO 1990. The information will be used to process the Heritage Permit Application. Questions about the collection of personal information should be directed to the Heritage Coordinator, 2 Wellington Street West, Brampton, Ontario L6Y 4R2, 905-874-3825.

J. APPROVAL CHECKLIST

(Internal use only)

Authority:

Date:

Resolution:

Brampton Heritage Board

Planning Committee (PDD)

City Council



Proposal - Detailed

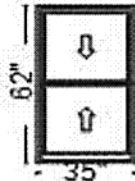
Pella Window and Door Showroom of Toronto
 1820 Bayview Avenue
 Toronto, ON M4G 4G7
 Phone: (416) 485-1234 Fax: (416) 485-1240

Sales Rep Name:
 Sales Rep Phone:
 Sales Rep E-Mail:
 Sales Rep Fax:

Customer Information	Project/Delivery Address	Order Information
Advance Windows 383 ORENDA RD, BRAMPTON, ON L6T 1G4 Primary Phone: (905) 6705925 Mobile Phone: Fax Number: E-Mail: advancewindows@yahoo.ca Contact Name: Great Plains #: 1006105314 Customer Number: 1009945885 Customer Account: 1006105314	Advance - Historic Wood Lot # , ON County: Owner Name: Advance Windows Owner Phone: (905) 6705925	Quote Name: Advance - Historic Wood Order Number: 425 Quote Number: 13997147 Order Type: Non-Installed Sales Wall Depth: Payment Terms: Tax Code: HST Cust Delivery Date: None Quoted Date: 4/26/2021 Contracted Date: Booked Date: Customer PO #:

Line #	Location:	Attributes	Qty
--------	-----------	------------	-----

10	3 x double hung	Pella® Reserve, Traditional, Double Hung, 35 X 62 1: Traditional, Non-Standard Size Non-Standard Size Double Hung, Equal Frame Size: 35 X 62 General Information: Standard, Luxury, Wood, Pine, 4 3/8", 4 3/16" Exterior Color / Finish: Primed, Primed Wood Interior Color / Finish: Unfinished Interior Sash / Panel: Putty Glaze, Ogee, Standard, No Sash Lugs Glass: Insulated Dual Low-E Advanced Low-E Insulating Glass Argon Non High Altitude Hardware Options: Cam-Action Lock, Champagne, No Window Opening Control Device, No Limited Opening Hardware, Order Sash Lift, No Integrated Sensor Screen: Full Screen, Standard EnduraClad, White, Premium, InView™ Performance Information: U-Factor 0.28, SHGC 0.28, VLT 0.53, CPD PEL-N-234-00253-00001, ER 21, Performance Class CW, PG 45, Calculated Positive DP Rating 45, Calculated Negative DP Rating 45, Year Rated 08 11, Egress Meets Typical 5.7 sqft (E) (United States Only) Grille: No Grille, Wrapping Information: No Exterior Trim, 4 3/16", 4 3/8", Factory Applied, Pella Recommended Clearance, Perimeter Length = 194".	<table border="1"> <tr><td>Qty</td></tr> <tr><td>3</td></tr> </table>	Qty	3
Qty					
3					



Viewed From Exterior
 Rough Opening: 35 - 3/4" X 62 - 3/4"

PK #
2087

For more information regarding the finishing, maintenance, service and warranty of all Pella® products, visit the Pella® website at www.pella.com


Line #	Location:	Attributes
--------	-----------	------------

15 Fixed

Pella® Reserve, Traditional, Sash Set, Fixed, 36 X 17

Qty

1



PK #
2087

1: Traditional, Non-Standard Size Non-Standard Size Fixed Sash Set

Frame Size: 36 X 17

General Information: Standard, Wood, Pine, 4 3/8", 4 3/16"

Exterior Color / Finish: Primed

Interior Color / Finish: Unfinished Interior

Sash / Panel: Putty Glaze, Ogee, Standard

Glass: Insulated Dual Low-E Advanced Low-E Insulating Glass Argon Non High Altitude

Performance Information: U-Factor 0.27, SHGC 0.27, VLT 0.50, CPD PEL-N-41-37471-00002, ER 22, Performance Class CW, PG 50, Calculated Positive DP Rating 50, Calculated Negative DP Rating 50, Year Rated 11

Grille: ILT, No Custom Grille, 5/8", Traditional (3W1H), Putty Glaze, Ogee

Wrapping Information: No Exterior Trim, 4 3/16", 4 3/8", Factory Applied, Pella Recommended Clearance, Perimeter Length = 106".

Viewed From Exterior
Rough Opening: 36 - 3/4" X 17 - 3/4"

Line #	Location:	Attributes
--------	-----------	------------

20 Install Tape

TRIACTORM050001 - Install Tape 150 OCFV0000

Qty

1

Line #	Location:	Attributes
--------	-----------	------------

25 Delivery

C - Delivery A - C - Delivery (Zone A)

Qty

1



Wood
Window

Vinyl
Window

North Side



South Side

North Side, Vinyl Window
in Front, Wood Window at
Back





South Side, Upper and Lower wood Windows



North Side, Vinyl Front



North Side, Back Wood
Window



South Side, Wood Lower
Window

Existing Front Door with
Metal Storm Door



Existing Steel Front
Door



North Side, Back Wood
Window, from Inside





North Side, Front Vinyl
Window



South Side, Lower Wood
Window

South Side, Upper Wood
Window

