



List of Black Museum Canada




[All](#) [News](#) [Images](#) [Videos](#) [Maps](#) [More](#) [Settings](#) [Tools](#)


Museums / [black](#) / Canada




Amherstburg Freedom M...
Amherstburg




Buxton National Hi...
Chatham-K...




Uncle Tom's Cabin Histo...
Chatham-K...




John Freeman W...
Lakeshore




Black Cultural Centre for ...
Cherry Brook




Nova Scotia Museum




Library and Archives C...
Ottawa



Chatham-Kent Black ...
Chatham-K...



Africville Museum
Halifax



Sheffield Park Black Histo...
The Blue M...

Feedback

[https://en.wikipedia.org/wiki/Category:African-American...](https://en.wikipedia.org/wiki/Category:African-American_museums_in_Canada)

Category:African-American museums in Canada - Wikipedia

Pages in category "African-American museums in Canada". The following 5 pages are in this category, out of 5 total. This list may not reflect recent changes ...

People also ask

How many black history museums are there?

What is the blackest city in Canada?

Are there any black history museums?

Where is the Black Museum located?

Feedback

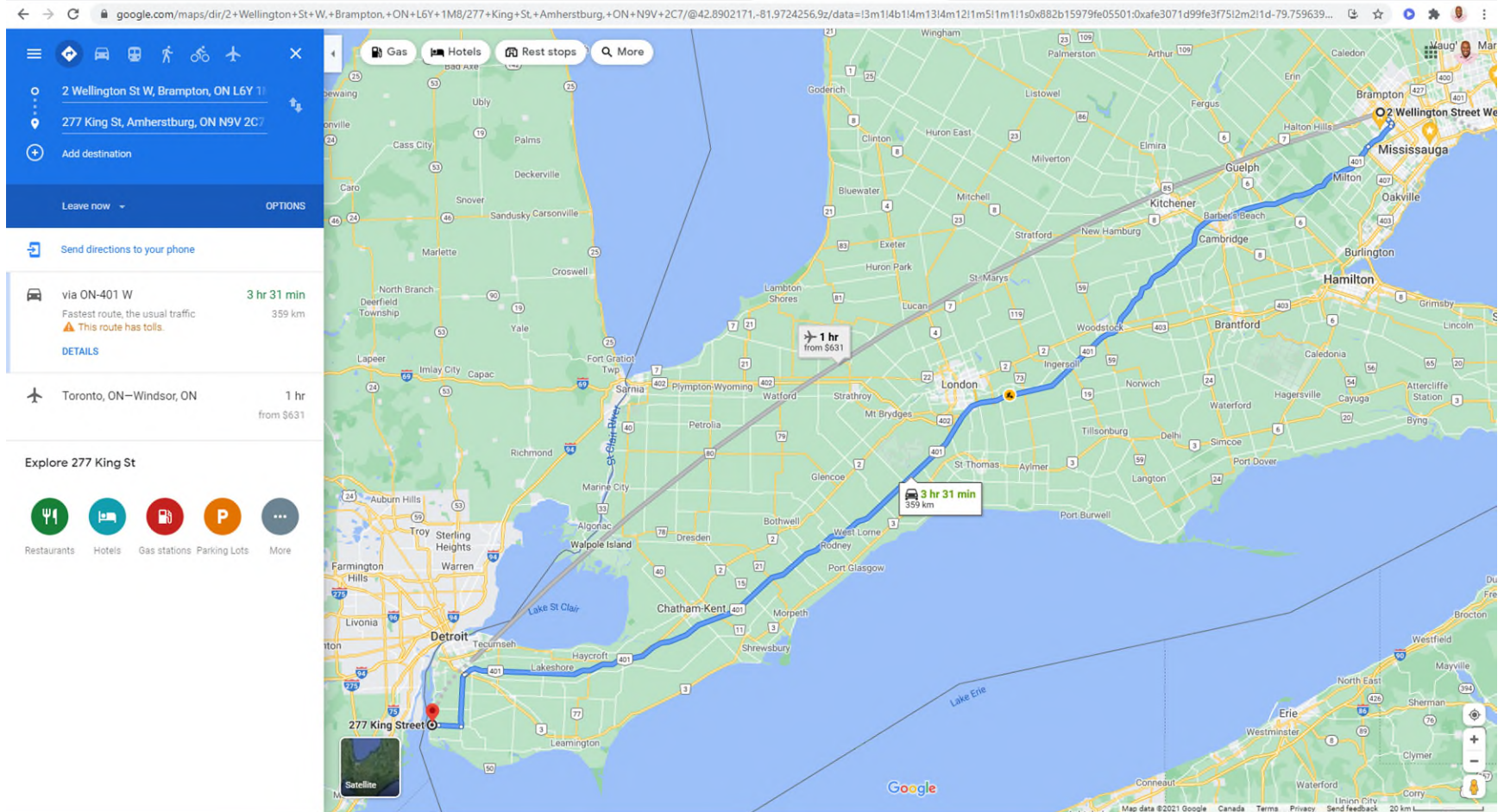
[https://en.wikipedia.org/wiki/Amherstburg_Freedo...](https://en.wikipedia.org/wiki/Amherstburg_Freedom_Museum)

Amherstburg Freedom Museum - Wikipedia

Amherstburg Freedom Museum, previously known as 'the North American Black Historical Museum', is located in Amherstburg, Ontario, Canada.

Founding - Nazrey A.M.E. Church

3hr Drive



Census Profile, 2016 Census

Brampton, City [Census subdivision], Ontario and Ontario [Province]

Topic: Immigration and citizenship

Counts Rates Submit



Related data

Characteristic	Brampton, City Ontario [Census subdivision]			Ontario [Province]		
	Data quality Map			Data quality Map		
	Change geography			Change geography		
	Total	Male	Female	Total	Male	Female
Counts (unless otherwise specified)						
Citizenship						
Total - Citizenship for the population in private households - 25% sample data ⁴⁵	590,950	292,350	298,600	13,242,160	6,472,240	6,769,920
Canadian citizens ⁴⁶	508,835	252,265	256,565	12,223,065	5,987,360	6,235,705
Canadian citizens aged under 18	136,500	70,815	65,685	2,546,075	1,305,820	1,240,255
Canadian citizens aged 18 and over	372,330	181,455	190,880	9,676,990	4,681,540	4,995,445
Not Canadian citizens ⁴⁷	82,115	40,080	42,030	1,019,095	484,880	534,215
Immigrant status and period of immigration						
Total - Immigrant status and period of immigration for the population in private households - 25% sample data ⁴⁸	590,950	292,350	298,600	13,242,160	6,472,240	6,769,920
Non-immigrants ⁴⁹	272,365	137,915	134,450	9,188,815	4,555,270	4,633,545
Immigrants ⁵⁰	308,790	149,070	159,725	3,852,145	1,814,665	2,037,480
Before 1981	49,655	23,480	26,175	1,077,745	507,500	570,240
1981 to 1990	41,145	20,155	20,990	513,995	246,235	267,755
1991 to 2000	77,800	37,590	40,210	834,510	390,315	444,195
2001 to 2010	100,280	48,550	51,735	953,730	446,895	506,835
2011 to 2015	52,115	25,660	26,445	400,560	220,050	250,610



Ukraine	405	165	235	39,945	18,150	21,795
United Kingdom ⁵⁸	8,675	3,870	4,805	264,125	125,730	138,390
Other places of birth in Europe	2,670	1,315	1,355	127,190	60,395	66,790
Africa	16,065	7,830	8,230	226,770	109,585	117,185
Algeria	65	35	30	2,925	1,480	1,450
Egypt	935	445	490	34,510	18,000	16,510
Ethiopia	510	255	250	15,570	7,230	8,340
Kenya	1,515	760	755	14,940	6,910	8,025
Morocco	105	55	50	5,485	2,690	2,795
Nigeria	3,990	1,955	2,040	20,630	10,285	10,345
Somalia	545	245	295	16,970	6,845	10,125
South Africa, Republic of	485	240	245	19,390	9,545	9,840
Other places of birth in Africa	7,915	3,840	4,075	96,355	46,610	49,745
Asia	195,235	96,335	98,900	1,869,805	886,570	983,240
Afghanistan	2,480	1,160	1,320	33,145	16,490	16,655
Bangladesh	1,770	870	905	39,410	19,970	19,440
China ⁵⁹	2,900	1,310	1,590	317,225	143,705	173,515
Hong Kong ⁶⁰	870	420	445	108,030	50,945	57,090
India	123,660	61,730	61,935	360,540	179,950	180,590
Iran ⁶¹	595	345	250	86,810	43,445	43,360
Iraq	3,355	1,760	1,595	50,390	25,280	25,115
Japan	130	45	85	8,145	2,550	5,585
Korea, South ⁶²	285	120	165	57,085	26,660	30,425
Lebanon	705	370	335	34,545	18,145	16,405
Pakistan	19,255	9,750	9,505	142,265	71,925	70,345
Philippines	14,530	6,345	8,185	231,760	93,730	138,030
Sri Lanka	12,005	5,965	6,040	109,855	53,640	56,215
Syria ⁶³	270	135	140	22,680	11,405	11,270
Taiwan	220	85	135	17,840	7,775	10,065
Viet Nam	4,975	2,355	2,625	80,525	36,545	43,985



Total 50,000

← → ↻ www12.statcan.gc.ca/census-recensement/2016/dp-pd/prof/details/page.cfm?Lang=E&Geo1=CSD&Code1=3521010&Geo2=PR&Code2=35&SearchText=Toronto&SearchType=Begins&SearchPR=01&B1=Immigration%20and%20citizenship&TABID=1&type... ☆ ⚙ ⚙ ⚙ ⚙

Immigrants by selected place of birth ⚠

Total - Selected places of birth for the immigrant population in private households - 25% sample data 54	308,795	149,070	159,720	3,852,145	1,814,665	2,037,480
Americas	61,640	27,580	34,055	598,950	265,930	333,025
Brazil	390	125	265	14,705	6,700	8,010
Colombia	1,050	475	580	28,815	13,085	15,730
El Salvador	1,425	720	705	20,920	10,165	10,750
Guyana	13,855	6,460	7,395	79,745	35,325	44,420
Haiti	285	180	105	10,195	4,410	5,785
Jamaica	23,215	9,905	13,315	119,840	51,320	68,525
Mexico	510	205	310	30,075	13,895	16,185
Peru	610	255	360	10,550	4,660	5,895
Trinidad and Tobago	7,695	3,475	4,220	52,810	23,515	29,300
United States 55	2,990	1,420	1,570	109,005	47,170	61,830
Other places of birth in Americas	9,605	4,375	5,235	122,280	55,685	66,600
Europe	35,160	17,005	18,155	1,144,295	546,250	598,050
Bosnia and Herzegovina	445	245	200	21,300	10,655	10,645
Croatia	765	340	420	27,330	13,495	13,835
France	345	125	215	13,385	6,310	7,070
Germany	1,280	665	620	63,460	29,685	33,775
Greece	560	285	270	36,575	18,225	18,350
Hungary	410	175	235	22,085	10,495	11,590
Ireland 56	420	200	215	15,275	7,415	7,860
Italy	4,945	2,650	2,295	157,815	78,510	79,305
Netherlands	805	330	470	47,400	23,910	23,490
Poland	3,615	1,715	1,900	96,000	43,155	52,845
Portugal	8,450	4,270	4,180	103,025	50,240	52,785
Romania	635	305	330	42,720	19,720	23,000
Russian Federation	375	140	240	42,980	18,540	24,440
Serbia 57	365	205	160	23,695	11,610	12,085

⚙

Things to Do in Brampton

https://www.tripadvisor.ca/Attractions-g154982-Activities-a_allAttractions.true-Brampton_Ontario.html

#1 Gage Park #2 Donald Chinguacousy Park #3 Heart Lake Conservation Park #4 rose Theatre
#7 Pama not ranked.

Customers

Dufferin-Peel schools <https://www.dpcdsb.org/schools/family-of-schools>

Peel Board <https://www.peelschools.org>

TDSB <https://www.tdsb.on.ca>

Toronto Catholic <https://www.tcdsb.org/Pages/default.aspx>

Brampton, which is Canada's ninth-largest city by population, placed 13th in the magazine's annual **rankings**. According to a release from the city, **Brampton** moved up from 199th place out of 415 cities and communities in 2020 all the way up to 13th in 2021.

Published May 5, 2021

What's in it for Brampton?

- Tourism Revenue
- Tourism placement Rankings (to be recognized as one of the first towns to have a black Museum)
- In-house Revenue (schools field trip)
- Summer Jobs for youth and retired seniors (ushers and tour guides)
- Support surrounding shops (restaurants)
- Sponsorships for location (museum rooms)
- Affordable Rental space for local talent (art, poets, special events June 19, 2021 world Sickle Cell)
- Place for workshops for the black youth (black boys code)

Our Hero's

