

PROPOSED BUILDING MATERIALS:

ARCHITECTURAL STONE BASE

Proposed: Permacon Lafitt Stone

Colour: Range Amboise Beige

BOARD & BATTEN WOOD SIDING

Proposed: Maibec Prefinished Wood Siding - Vertical Board
& Batten in Solid Colour Finish

Colour: Light Taupe (refer to paint samples)

ASPHALT SHINGLE ROOFING

Proposed: CertainTeed Landmark Roofing Shingles

Colour: Cobblestone Grey or Colonial Slate

WOOD WINDOWS WITH SIMULATED DIVIDED LIGHTS

Proposed: Norwood Wood Windows

Distributed by Ridley Windows & Doors

Colour: Black

WOOD DOORS

Proposed: Ridley Windows & Doors

Colour: Black

PERMACON LAFITT STONE



Lafitt Stone Colours:



RANGE CHAMBORD GREY



RANGE MARGAUX BEIGE



ROCKLAND BLACK



RANGE NEWPORT GREY



RANGE SCANDINA GREY



RANGE DUNLOP BEIGE ①



RANGE BERKELEY BROWN ①



RANGE AMBOISE BEIGE ①

UNITS

Unit A	90 mm × 102 mm × var. 3 1/2" × 4" × var.
Unit B	90 mm × 178 mm × var. 3 1/2" × 7" × var.
Unit C	90 mm × 292 mm × var. 3 1/2" × 11 1/2" × var. [Sold separately]

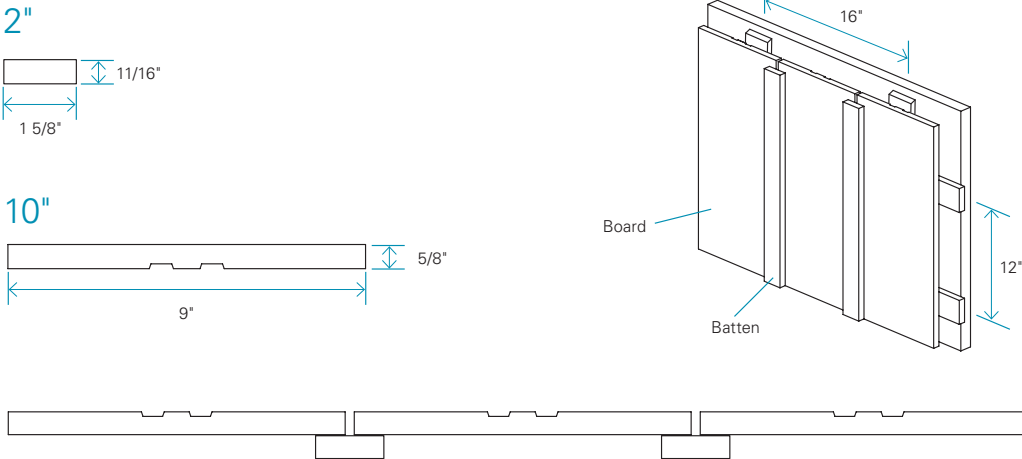
Genuine
Wood siding



Board & Batten

TEXTURED FINISH

REGULAR INSTALLATION SYSTEM



NOMINAL DIMENSION	INSTALLATION SYSTEM	FINISH	ACTUAL DIMENSIONS	EXPOSED SURFACE	OVERLAP	INSTALLATION
10"	Regular	Textured	5/8" x 9"	9 1/4" (including the batten)	-	Vertically
2"	Regular	Textured	11/16" x 1 5/8"	-	-	Vertically

General Specifications

SPECIES

- Spruce - Fir (SPF) / Sound tight knot

MANUFACTURING

- Kiln-dried (KD) between 12% to 16% humidity
- Available in a textured finish

PACKAGING

- 4' to 16' random lengths in bundles. Also available in straight 10' lengths

AVAILABLE COLOURS


Textured finish

- Maibec solid stain colour chart
- Maibec Natural tones
- Solid colours (2 coats). Unlimited choice of solid colours, with our TrueMatch® system

FACTORY-STAINING

- Siding is factory-coated on all six sides in a controlled environment for maximum stain absorption and retention. This also provides increased protection from the damaging effects of the sun and the elements.
- Low-volatile organic compounds (VOCs) water-based stains

For exterior use only.




Maibec
Genuine Wood siding

Maibec Stave Lake
Genuine Wood siding

Maibec Resistech
Engineered siding



Maibec CanExel
Engineered siding




[Inspiration](#) [Products](#) [Colours](#) [Choose Maibec](#) [My project](#) [Support](#)



Board & Batten

Finish	Textured
Dimensions	10" 2"
Fastening	Regular
Colours	Solid colours and natural tones
Installation	Vertical





Colour Chart

A virtually infinite universe of colours.
With Maibec, finding the right colour is easy. No matter what colour you choose, you can always count on quality stains that have been meticulously applied in our factory under ideal conditions.

[LEARN MORE](#)

Solid colours

Nearly 100 shades. Professionally created solid colour palettes, conveniently organized in five stunning, nature-inspired collections.

Natural tones

A nuanced effect that will charm you. Each board has various undertones of the same colour that vary with the richness of the texture and wood grain. Eight rich shades and Maibec's unique process that increases durability while reducing the time-consuming maintenance often associated with traditional semi-transparent stains.

TrueMatch® Custom Colour system

Pick a colour. Any colour. Give us any colour sample, and our specialists will create a solid stain that matches it perfectly. The fastest, easiest way to get Maibec's high-quality factory stained siding in the exact colour you want.

[SCAN YOUR CUSTOM COLOUR.](#)


BOARD & BATTEN WOOD SIDING - COLOUR




LIGHT TAUPE COLOUR SAMPLES BENJAMIN MOORE



Wish AF-680




Nimbus 1465



Balbao Mist OC-27

CERTAINTEED ASPHALT SHINGLE ROOFING



CertainTeed
SAINT-GOBAIN

COLOUR AVAILABILITY



LANDMARK®

- Two-piece laminated fiberglass-based construction
- Classic shades and dimensional appearance of natural wood or slate
- Lifetime limited transferable warranty*
- 10-year **StreakFighter®** algae-resistance warranty
- **NailTrak®** extra-wide nailing area for accurate installation
- 10-year SureStart™ protection
- 15-year 110 mph wind-resistance warranty
- Wind warranty upgrade to 130 mph available. CertainTeed starter and CertainTeed hip and ridge required
- CertainTeed Starter and hip and ridge accessory available (see details in back of brochure)

* See warranty for specific details and limitations.

CertainTeed products are tested to ensure the highest quality and comply with the following industry standards:

Fire Resistance:

- UL Class A
- UL certified to meet ASTM D3018 Type 1

Wind Resistance:

- UL certified to meet ASTM D3018 Type 1
- ASTM D3161 Class F

Tear Resistance:

- UL certified to meet ASTM D3462
- CSA standard A123.5

Wind Driven Rain Resistance:

- Miami-Dade Product Control Acceptance: Please reference www.certainteed.com to determine approved products by manufacturing location.

Quality Standards:

- ICC-ES-ESR-1389 & ESR-3537

CERTAINTEED ASPHALT SHINGLE ROOFING



TWO EXTERIOR FINISH CHOICES

High Performing wood windows and doors deserve a finish you can depend on for years. We offer 2 options of low maintenance exterior finishes we are so confident about that we back them with long term warranties. Our exterior finishes give long lasting protection while maintaining their beautiful colors to help enhance your curb appeal for years to come.

1 - Norcoat™



ORDER A TWO TONE OPTION. Specify one color or stain for the outside and another for the inside.

EXTERIOR PAINT COLOURS. We offer over 300 colours, as well as endless custom colours, you get the flexibility you need to create a truly unique project. Many colours are displayed on our web site, but ask your dealer to see all the standard colours available.

2 - Norclad™



AAMA 2605 / 70% KYNAR FINISHES. Norwood's low maintenance clad-wood products feature an extruded aluminum finished in the industry leading high performance PVDF fluoropolymer paint. Our formula includes 70% Kynar 500 PVDF (polyvinylidene fluoride) resin and meets the toughest specifications of the American Architectural Manufacturers Association (AAMA) 2605. You can expect your pallet of choice to resist weathering, fading and chalking even in harsh sun or extreme weather conditions. Custom color matching is also available.

Standard and Custom Exterior Paint Colors

DISTINCTIVELY **N**

300+ colors
43 colors showing

CHOCOLATE	MAJESTIC BLUE	RIVER ROUGE RED
CLAY BEIGE	ANTIQUE WALNUT	MIDWAY BLACK
BLUE ALP	SANDSTONE	CARAMEL
STEEL GRAY	LIGHT BLUE	HARTFORD GREEN
IVORY TUSK	JUST GRAY	CARAMEL HAIR
BRICK	CREAM BRICK	PARCHMENT YELLOW
HARBOUR BLUE	BOYSENBERRY	WOODLAND
SONOMA GRAPE	CAPE COD GRAY	WOOD CHIP BEIGE
SALEM GREEN	SANDSTORM	DEEP GREEN
OFF WHITE	SEQUOIA DUSK	BUCKSKIN
COAL BLACK	CLOUDY DAY	TOUCH OF ROSE
TAWNY BEIGE	TAN BEIGE	VANILLA WHITE
TRUFFLE	RUSTY BROWN	WAXEN WHITE
SMOKY BLUE	WILLIAMSBURG BLUE	FOREST GREEN
		DEEP TWILIGHT



Clad Paint Exterior Colors

Choose from our 14 standard clad paint colors or create your own personal style with our custom paint color option.

DELICATE WHITE	HEATHER'S GREY
MIDNIGHT SURF	BROOKLYN BRONZE
SANDSTONE	HARTFORD GREEN
IRON ORE	SIMARD SABLE
BLACK PANTHER	SANDY BEIGE
NORCLAD WHITE	GRAPHITE
SLATE	CELTIC BLACK



2605 FINISH
Meets AAMA (American Architectural Manufacturers Association) specifications.

Colors may not be exactly as shown. Please consult your Norwood Windows & Doors dealer for actual color chips.



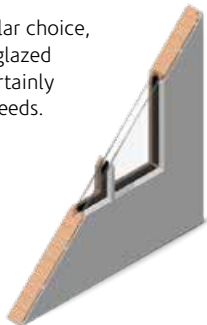
GLAZING

So many options... Let us help you make the right choice.

Norclad features some of the most up-to-date window technology as well as many decorative glazing options, along with low-E argon gas. Let us help you find the best solution for your needs.

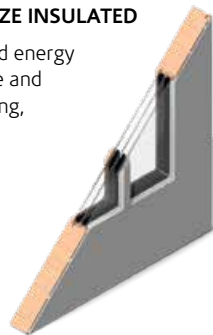
DOUBLE GLAZE INSULATED

A very popular choice, our double-glazed glass will certainly meet your needs.



TRIPLE GLAZE INSULATED

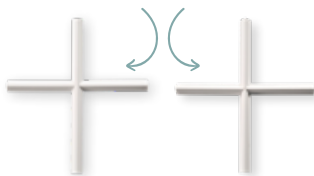
For increased energy performance and soundproofing, triple-glazed glass is the right choice.



DIVIDED LITES

We offer many interior and exterior Divided lites options for you to choose from.

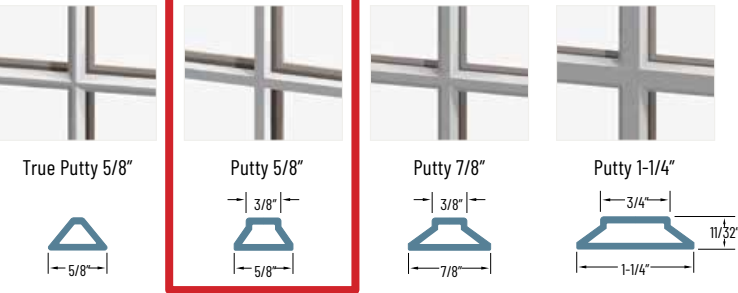
Divided lites give windows and doors additional style and architectural interest.



SIMULATED DIVIDED LITES

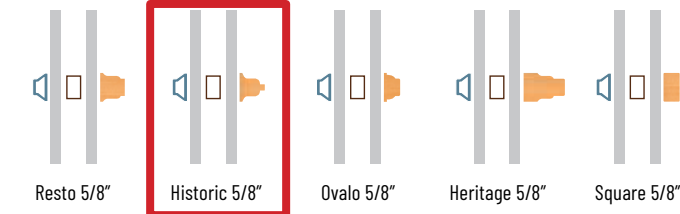


CLAD EXTERIOR SDL OPTIONS



Additional profiles available in wood.

WOOD INTERIOR SDL OPTIONS



Also available in 7/8", 3/4", 15/16", 1 1/4", 2" and other widths and profiles.



Don't see what you are looking for? Speak to your windows and doors specialist about a Norwood custom solution.

SINGLE OR DOUBLE HUNG WINDOWS

Optional stile and rail sizes available including 3 meeting rail sizes.

500 SERIES SINGLE OR DOUBLE HUNG

This series features a more robust construction with heavier sash proportions and higher residential and commercial performance ratings. All options and benefits are available.



Roll-up or roll-down screens available. See page 15.

DOUBLE HUNG 500 SERIES INSERT

If you want the convenience and durability of quality window replacements, while maintaining your home's existing architectural integrity, then the Insert Double Hung 500 series is your choice. Built precisely to fit your window opening, these inserts allow you to preserve the interior and exterior casing and trim.

500 DOUBLE-HUNG



CLAD exterior

500 DOUBLE-HUNG INSERT



Wood exterior



NORWOOD WOOD WINDOWS
DISTRIBUTED BY RIDLEY WINDOWS & DOORS INC.



Norwood Single Hung Wood Window with Black Exterior Paint Finish (pictured above)

Source: Norwood Windows & Doors, <https://norwoodwindows.ca/window-gallery/>

PHOTOGRAPHS:

Please refer to the Heritage Impact Assessment Report for photographic documentation of the existing building at 7605 Creditview Road.