







EXTRACT FROM BLOCK PLAN 45-5

**LEGEND**

- |  |                                  |   |
|--|----------------------------------|---|
|  HERITAGE FEATURE | <b>1</b> LIVE/WORK BUILDING      |  REGIONAL CONTROL SWMP EXPANSION                           |
|  GATEWAY           | <b>2</b> 3 to 4 STOREY APARTMENT |  SUBJECT TO FURTHER ASSESSMENT OF THE LIMIT OF DEVELOPMENT |
|  | <b>3</b> TOWNHOUSE - END CAP     |  LIMIT OF DEVELOPMENT                                      |
|  |                                  |  LIMIT OF GRADING  |

